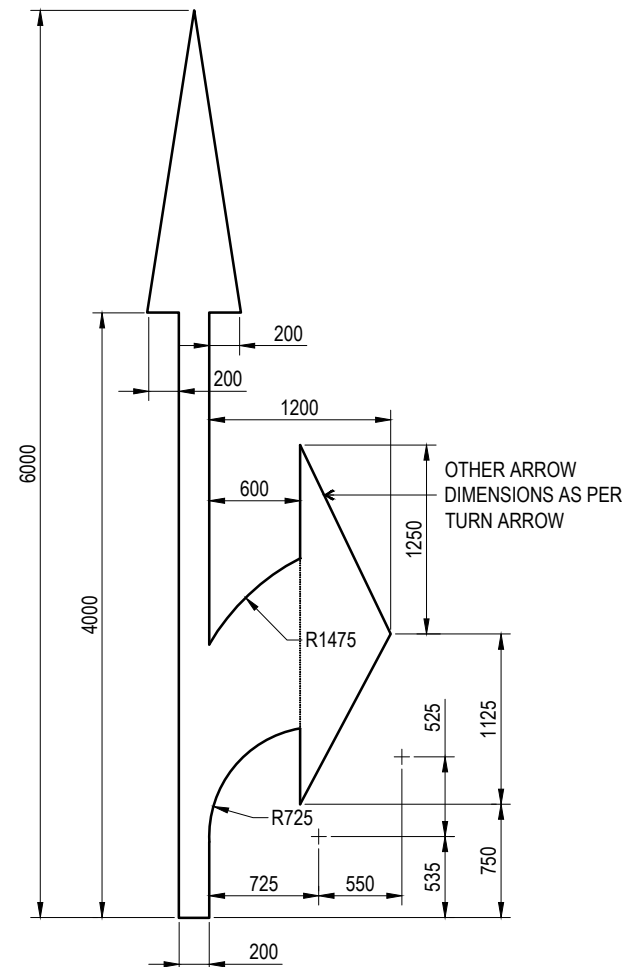
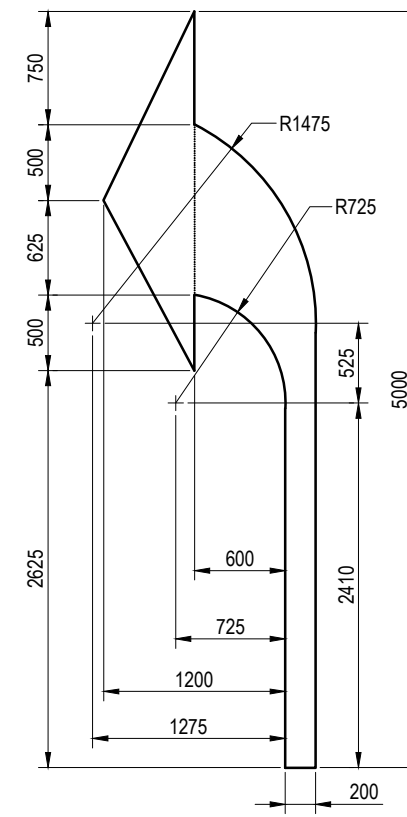


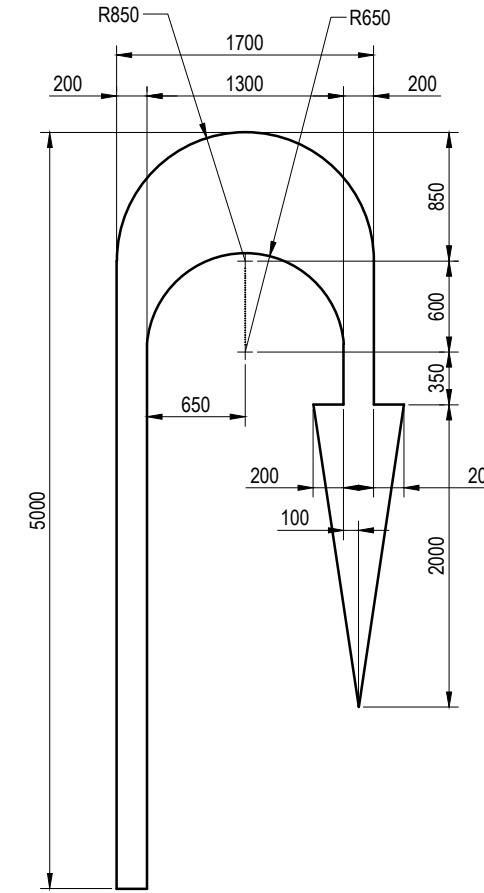
STRAIGHT ARROW



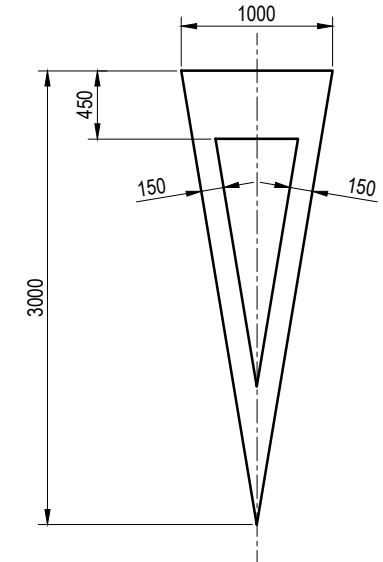
COMBINATION ARROW



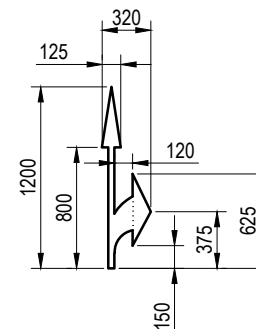
TURN ARROW



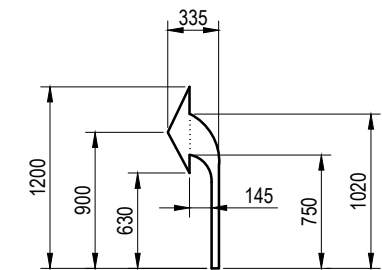
U-TURN ARROW



GIVE WAY SYMBOL



SMALL COMBINATION ARROW FOR BICYCLE LANES ONLY



SMALL TURN ARROW FOR BICYCLE LANES ONLY

NOTES:

1. WHEN INSTALLING ARROWS, IT IS RECOMMENDED THAT THE HEAD BE LAID FIRST.
2. SPACING AND PLACEMENT OF SIGNS DESCRIBED AND ANY OTHER SIGNS OR DEVICES SHALL BE IN ACCORDANCE WITH THE QUEENSLAND MANUAL OF UNIFORM TRAFFIC CONTROL DEVICES (MUTCD).
3. MINIMUM LENGTH OF STRAIGHT ARROW AND COMBINATION ARROW IS 6m (FOR NORMAL TRAFFIC APPLICATIONS), MINIMUM LENGTH OF TURN ARROW IS 4m, MINIMUM LENGTH OF U-TURN ARROW IS 5m.
4. FOR ARROWS GREATER THAN THESE MINIMUM LENGTHS, SCALE APPROPRIATELY (REFER MUTCD).
5. INSTALL GIVE WAY SYMBOL 10m FROM HOLDING LINE OR WHERE DIRECTED.
6. REFER AS1742 AND/OR QUEENSLAND MUTCD FOR OTHER ARROW TYPE DETAILS.
7. SMALL TURN AND SMALL COMBINATION ARROWS FOR USE ON BICYCLE LANES ONLY.
8. MATERIALS AND INSTALLATION FOR MARKINGS AS PER THE REQUIREMENTS OF REFERENCE SPECIFICATIONS S155- ROAD PAVEMENT MARKINGS.
9. ALL DIMENSIONS IN MILLIMETRES (U.N.O.).

THE PURPOSE OF THIS STANDARD DRAWING IS TO PROVIDE TYPICAL DETAILS THAT SUPPORT THE DESIRED OUTCOMES OF THE BRISBANE CITY PLAN 2014 AND ASSOCIATED PLANNING SCHEME POLICIES. THE FITNESS FOR PURPOSE OF THIS STANDARD DRAWING FOR A SPECIFIC PROJECT SHOULD BE ASSESSED AND ACCEPTED BY AN APPROPRIATELY QUALIFIED DESIGNER AND/OR REGISTERED PROFESSIONAL ENGINEER OF QUEENSLAND (RPEQ).



BRISBANE CITY COUNCIL STANDARD DRAWING

PAVEMENT MARKINGS
PAVEMENT ARROWS AND
GIVE WAY SYMBOL

PUBLISH DATE		SEP 2024
SCALE		NOT TO SCALE
DRAWING NUMBER		BSD-3157
ORIGINAL SIZE	REVISION	
A3	D	